

• G2 LITE DOORS • INTERIOR VINYL DOORS • G2 LITE DOORS • EXTERIOR MESH DOORS •

Goff's G2 LITE DOORS

Simply. Intelligent.

Spring Assist & Low Usage Vinyl & Mesh Doors



Operations

- Spring Assist
- Chain Hoist
- 18" or 30" per Second

Low Maintenance

No cables, wheels, springs, or sewn construction

Durable

Welded Seams & Fiberglass Pultrusions

Quick & Easy Installation

Upper Box completely pre-assembled at factory

Fire Resistant

Meets NFPA-701 & CSFM standards for flame retardancy



Bug Blocking Loading Dock Doors

- Keep out unwanted pests, birds and intruders.
- 65% Shade factor to help keep the facility cooler longer
- Significantly reduce heat from sun while allowing light into work areas
- Allow fresh air to flow through for comfort and productivity
- Improve building appearance



Interior Vinyl Doors

- Separate Work Areas
- Control Forklift Traffic
- Reduce Noise from Adjacent Areas
- Control Airborne Contaminants

Please Note: G2 Lite doors are not wind load rated. For applications that require a wind load or for exterior doors please refer to G2 Doors or contact Goff's.



• G2 LITE DOORS • INTERIOR VINYL DOORS • G2 LITE DOORS • EXTERIOR MESH DOORS •


Material & Sizes

Panel Construction

- G2 Lite Doors feature heat sealed welded seams for strength & durability.

Material

- Easily replaceable, exchangeable panels available in solid vinyl, mesh, & clear PVC.
 - 11 oz Mesh: 17 X 11 polyester scrim/65% shade factor
 - 14 oz Coated Colored Vinyl
 - 40 mil Double Polished Clear PVC
- Resistant to all ultraviolet rays
- Rot, tear and mildew resistant



Welded Seams



Easily Exchangeable Panels

Sizes

- G2 Lite Doors are available in custom sizes up to 12' x 12'.

Colors

14oz Vinyl Color Options



Mesh Color Options



The color options shown are not an exact match. For samples of the material please contact Goffs.

Hardware & Components

Extruded PVC Side Seals

- Ensures a tight seal along vertical edges

Custom Fiberglass Windbars

- Bend if loaded, won't break or kink

Custom Extruded Aluminum Side Beams

- 2" x 3" deep sleek design

Slanted Upper Box

- Slanted Upper Box allows for water run off



Extruded PVC Side Seals



Extruded Aluminum Side Beams


Operations/Models

G2 Lite Doors are Available in both Manual & Motorized Operations



Spring Assist Series


- Durable Internal Custom Torsion Spring
- Rugged Centrifugal Latching Mechanism
- Can be Stopped at Any Position
- Can be Released from Both Sides of the Door
- Exclusive Interior Chain-Pull Quick-Release Feature for Easy and Hassle-Free Opening



1800 Series

- 18" per second In Tube Motor
- 110 Volt Motor
- 12/24* Cycles per hour
- Limit Switch Controls
- Maintained Toggle Standard

*With high duty cycle upgrade



Chain Hoist Series

- Manual Open and Close with a Chain Hoist Mechanism
- Start-Stop at any Location
- Lockable



3000 Series

- 30" per second High Speed External Operator
- 110 Volt Motor
- 160 Cycles per hour
- Chain Hoist Override in Case of Power Failure
- Nema 1 Control Standard

Mounting

Face Mount

Mount outside to the face of the building* or face of wall for interior applications. Upper box completely pre-assembled at factory.

* Not available if dock seals are present

Projection Mount

Mount inside the building beyond the existing security door

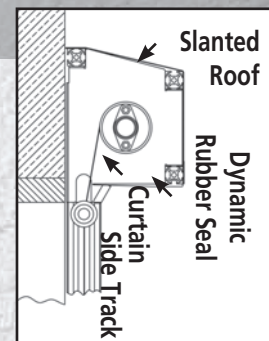
- Custom aluminum standoff brackets and corner gussets used to extend the door from the wall past the existing door.
- Vinyl filler panels included to fill the space between the wall and the door.

Upper box completely pre-assembled at factory.

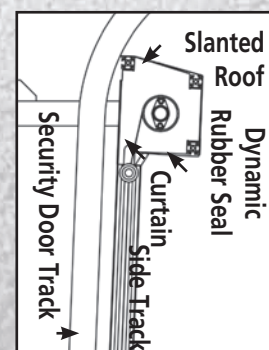
* *Projection Mount Site Survey Form Required with order*

For additional mounting requirements visit:

www.goffscurtainwalls.com/product-literature-specifications



Face Mount



Projection Mount

Options & Accessories

Motorized Series Operators



Nema 1 - 3 Button Controller
(Standard on G2 Lite 3000 Series Doors)



RF with Remote Control
Transmitter and a receiver. Perfect for use with Fork Lift/ Vehicle Drivers!



Pull Cord
Mounts to the ceiling. Perfect for Pedestrians & Fork Lift/ Vehicle Drivers!



Motion Detector
Motion detectors automatically

detect pedestrian and vehicle motion within a certain range of the detector.



Single Push Button
Operate the door with a single push of a button with this economical option.



Nema 4 Wired Controller
For Interior & Exterior Use
(Available with Locking Option)



Toggle Switch
(Standard on G2 Lite 1800 Series Doors)

Spring Assist Series



Exterior Quick Release
Exterior chain-pull release kit to open the door quickly from the outside.

Warranty: Goff's Enterprises, Inc. warrants G2 Lite Door systems for 2 years - limited warranty on materials and workmanship. Warranty excludes electric motor and spring assist roll-up mechanism; warranty for these items is 1 year. Goff's reserves the right to repair or replace warranty items at its' discretion.

Goff's Other Products

Goff's Product line includes a variety of custom made vinyl products.

Other products include Curtain Walls, High Performance Vinyl & Mesh Doors, Roll-up Curtains, Outdoor & Super Exterior Curtains, Climate Curtains, Welding Curtains, Strip Doors, Welding Screens, Noise Control Curtains & Screens, Trailer Doors, Manual Bug Blocking Doors, Food Processing Curtains, & More!



Distributed By

4/13



700 Hickory Street • Pewaukee, WI 53072
Phone: (262) 691-4998 • 800-234-0337
Fax: (262) 691-3255 • 800-959-0170
www.GoffsCurtainWalls.com
sales@goffscw.com
Facebook.com/GoffsEnterprises
Twitter.com/GoffsEnt



Made in U.S.A.

• G2 LITE DOORS • EXTERIOR MESH DOORS • EXTERIOR VINYL DOORS • G2 LITE DOORS • INTERIOR VINYL DOORS • G2 LITE DOORS • EXTERIOR MESH DOORS •

• G2 LITE DOORS • INTERIOR VINYL DOORS • G2 LITE DOORS • EXTERIOR MESH DOORS •